

Ultra-Compact Design, Small Capacity Fine Fog Nozzles with Spray Control Adaptor

SCBIM

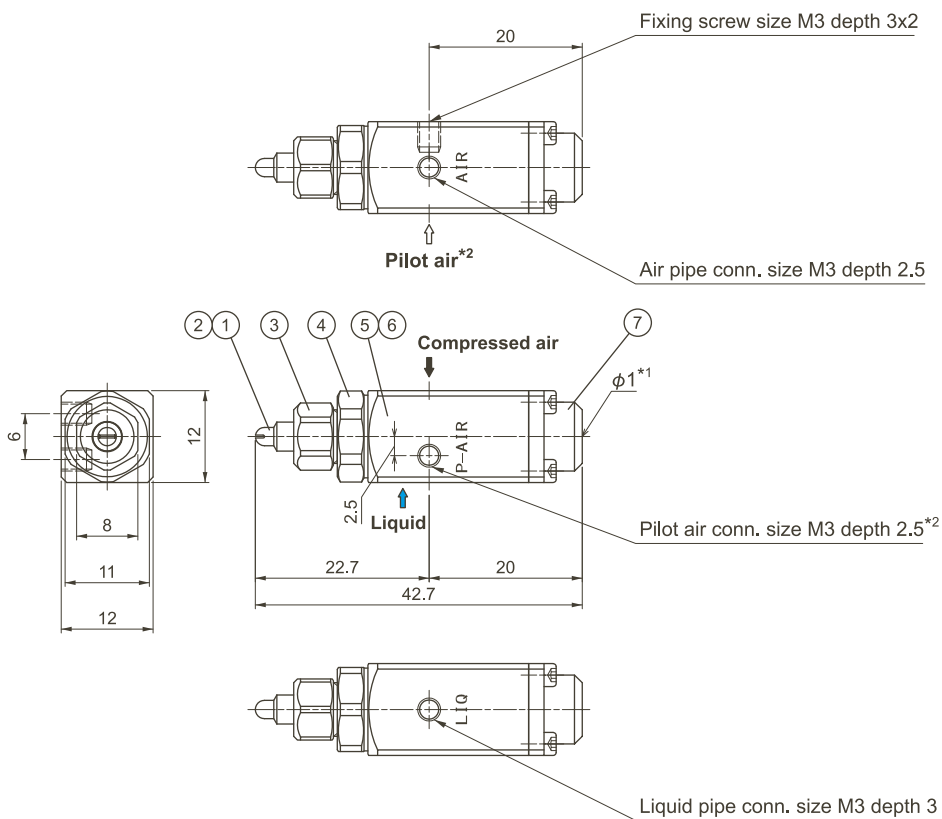
Features

- Further miniaturized version of CBIM series producing fine atomization.
- Available in liquid pressure or liquid siphon feed type, two spray pattern types (flat spray or full cone spray)—9 varieties in total.
- Capable of spraying smallest flow rate among all of our pneumatic spray nozzles.



Structure & Material

- Mass: 30 g



*1) Hole $\phi 1$ is for air relief.

*2) No pilot air for SN-type adaptor.

■ Components and materials

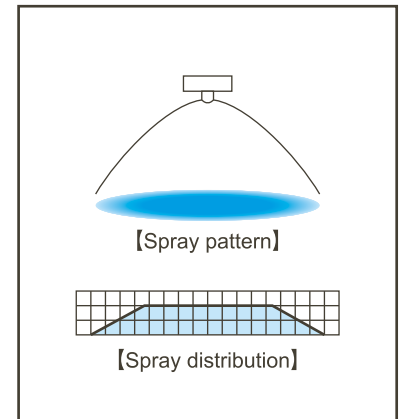
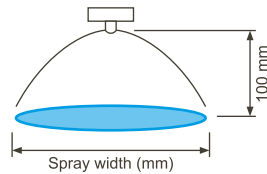
No.	Components	Standard materials
①	Spray tip	S303
②	Core	S303
③	Cap	S303
④	Connector	S303
⑤	Adaptor	S303
⑥	Packing	FKM
⑦	Spring cap	S303

SCBIMV (Flat Spray)

Features

- Pneumatic spray nozzle producing fine atomization with a mean droplet diameter of 100 μm or less.*1
- Flat spray pattern.
- Features large turn-down ratio under liquid pressures of 0.1–0.3 MPa.
- Produces two different spray distributions: even spray distribution across the entire spray area (when spraying at a low air-water ratio), or a mountain-shaped distribution having gradually tapered edges (at a high air-water ratio).

*1) Droplet diameter measured by laser Doppler method



Spray angle code *2	Air consumption code	Air pressure (MPa)	Spray capacity (ℓ/hr) & Air consumption (ℓ/min, Normal)												Spray width*3 (mm)			Mean droplet dia. (μm)	Free passage diameter (mm)	
			Liquid pressure (MPa)																	
			0.1		0.15		0.2		0.25		0.3		Liquid press. (MPa)			Laser Doppler method	Spray orifice	Adaptor		
			Liquid	Air	Liquid	Air	Liquid	Air	Liquid	Air	Liquid	Air	0.1	0.15	0.25			Liquid	Air	
110	01	0.2	1.3	6.8	2.8	5.3	—	—	—	—	—	—	280	330	—	20–100	0.2	0.6	0.5	
		0.3	0.5	10	1.1	9.5	2.3	8.4	4.0	6.5	—	—	240	250	380					
		0.4	—	—	0.6	12.4	1.1	12	2.2	11	3.3	9.6	—	220	300					
80	005	0.2	0.7	3.4	1.5	2.6	—	—	—	—	—	—	230	260	—	20–100	0.1	0.4	0.3	
		0.3	0.25	5.0	0.6	4.7	1.25	4.1	2.0	3.2	—	—	170	200	280					
		0.4	—	—	0.3	6.3	0.55	6.0	1.1	5.5	1.65	4.8	—	160	250					
80	01	0.2	1.3	6.8	2.8	5.3	—	—	—	—	—	—	220	250	—	20–100	0.2	0.6	0.5	
		0.3	0.5	10	1.1	9.5	2.3	8.4	4.0	6.5	—	—	140	200	250					
		0.4	—	—	0.6	12.4	1.1	12	2.2	11	3.3	9.6	—	140	220					
45	005	0.2	0.7	3.4	1.5	2.6	—	—	—	—	—	—	120	150	—	20–100	0.2	0.4	0.3	
		0.3	0.25	5.0	0.6	4.7	1.25	4.1	2.0	3.2	—	—	80	110	150					
		0.4	—	—	0.3	6.3	0.55	6.0	1.1	5.5	1.65	4.8	—	80	140					
45	01	0.2	1.3	6.8	2.8	5.3	—	—	—	—	—	—	120	150	—	20–100	0.3	0.6	0.5	
		0.3	0.5	10	1.1	9.5	2.3	8.4	4.0	6.5	—	—	80	110	150					
		0.4	—	—	0.6	12.4	1.1	12	2.2	11	3.3	9.6	—	80	140					

*2) Spray angle measured at compressed air pressure of 0.3 MPa and liquid pressure of 0.1 MPa.

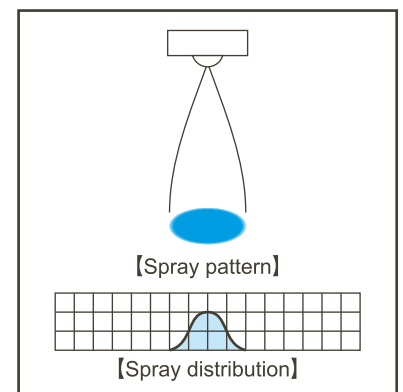
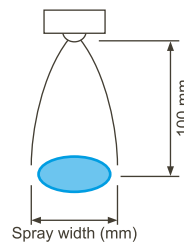
*3) Measured at 100 mm from nozzle.

SCBIMJ (Full Cone Spray)

Features

- Pneumatic spray nozzle producing fine atomization with a mean droplet diameter of 100 μm or less.*1
- Full cone spray pattern.
- Features large turn-down ratio under liquid pressures of 0.1–0.3 MPa.

*1) Droplet diameter measured by laser Doppler method



Spray angle code *2	Air consumption code	Air pressure (MPa)	Spray capacity (ℓ/hr) & Air consumption (ℓ/min, Normal)												Spray width*3 (mm)			Mean droplet dia. (μm)	Free passage diameter (mm)	
			Liquid pressure (MPa)																	
			0.1		0.15		0.2		0.25		0.3		Liquid press. (MPa)			Laser Doppler method	Spray orifice	Adaptor		
			Liquid	Air	Liquid	Air	Liquid	Air	Liquid	Air	Liquid	Air	0.1	0.15	0.25			Liquid	Air	
20	005	0.2	0.7	3.4	1.5	2.6	—	—	—	—	—	—	25	20	—	20–100	0.7	0.4	0.3	
		0.3	0.25	5.0	0.6	4.7	1.25	4.1	2.0	3.2	—	—	30	30	25					
		0.4	—	—	0.3	6.3	0.55	6.0	1.1	5.5	1.65	4.8	—	30	30					
20	01	0.2	1.3	6.8	2.8	5.3	—	—	—	—	—	—	25	20	—	20–100	0.8	0.6	0.5	
		0.3	0.5	10	1.1	9.5	2.3	8.4	4.0	6.5	—	—	30	30	25					
		0.4	—	—	0.6	12.4	1.1	12	2.2	11	3.3	9.6	—	30	30					

*2) Spray angle measured at compressed air pressure of 0.3 MPa and liquid pressure of 0.1 MPa.

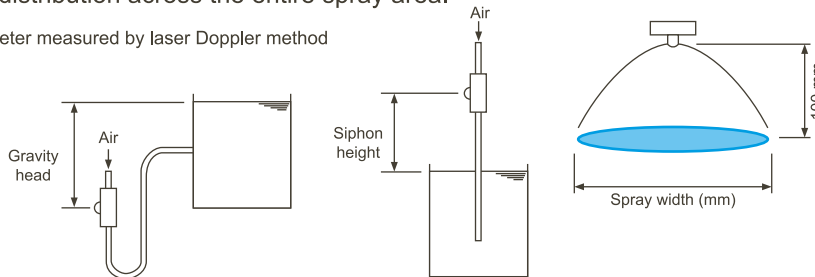
*3) Measured at 100 mm from nozzle.

SCBIMV-S (Flat Spray)

Features

- Pneumatic spray nozzle producing fine atomization with a mean droplet diameter of 30 μm or less.*1
- Flat spray pattern.
- Liquid siphon feed type (liquid pressure device is not required).
- Even spray distribution across the entire spray area.

*1) Droplet diameter measured by laser Doppler method



Spray angle code *2	Air consumption code	Air pressure (MPa)	Air consumption (ℓ/min, Normal)	Spray capacity (ℓ/hr)					Spray width*3 (mm)	Mean droplet diameter (μm) Laser Doppler method	Free passage dia. (mm)		
				Gravity head (mm)		Siphon height (mm)					Spray orifice	Adaptor	
				+300	+100	-100	-300	-500				Liquid	Air
80	005S	0.2	3.75	0.4	0.38	0.36	0.34	0.32	160	20-30	0.2	0.4	0.3
		0.3	5.0	0.29	0.27	0.25	0.23	0.21					
		0.4	6.25	0.16	0.15	0.13	0.11	0.1					
	01S	0.2	7.5	0.74	0.68	0.65	0.61	0.57	160	20-30	0.2	0.6	0.5
		0.3	10	0.55	0.52	0.5	0.47	0.43					
		0.4	12.5	0.38	0.34	0.3	0.27	0.25					

*2) Spray angle measured at compressed air pressure of 0.3 MPa and liquid siphon height of 100 mm.

*3) Measured at 100 mm from nozzle and liquid siphon height of 100mm.

How to order

Please inquire or order for a specific nozzle using this coding system.

Liquid Pressure Type

<Example> SCBIMV 80005 S303 + SP S303

SCBIMV	80	005	S303 +	SP	S303
Nozzle series	Spray angle code	Air consumption code		Type of adaptor	
■ SCBIMV	■ 110	■ 005		■ SP	
■ SCBIMJ	■ 80	■ 01		■ SN	
	■ 45				
	■ 20				

Liquid Siphon Type

<Example> SCBIMV 80005S S303 + SP S303

SCBIMV	80	005S	S303 +	SP	S303
	Air consumption code			Type of adaptor	
	■ 005S			■ SP	
	■ 01S			■ SN	

Details of adaptors are shown on [page 25](#).

Adaptor type SP is used in the same way as SPB. Adaptor type SN is used in the same way as SNB.

SCBIM series Spray Tip Interchangeability

			Liquid pressure type						Liquid siphon type	
			SCBIMV				SCBIMJ		SCBIMV-S	
			11001	80005	8001	45005	4501	20005	2001	80005S
Liquid pressure type	SCBIMV	11001	×	⊙	×	⊙	×	⊙	×	×
		80005	×	×	⊙	×	⊙	×	×	×
		8001	⊙	×	×	⊙	×	⊙	×	×
		45005	×	⊙	×	×	⊙	×	×	×
		4501	⊙	×	⊙	×	×	⊙	×	×
		20005	×	⊙	×	⊙	×	×	×	×
Liquid siphon type	SCBIMV-S	80005S	×	×	×	×	×	×	×	
		8001S	×	×	×	×	×	×	×	

Spray tips with ⊙ are interchangeable with each other.

CBIM series Cap Interchangeability

Adaptor type		T* ¹					CSP/CSN* ²		
		005	01	02	04	075	005	01	02
T* ¹	005	×	⊙	⊙	×	×	×	×	×
	01	⊙	×	⊙	×	×	×	×	×
	02	⊙	⊙	×	×	×	×	×	×
	04	×	×	×	⊙	×	×	×	×
	075	×	×	×	⊙	×	×	×	×
CSP/CSN* ²	005	×	×	×	×	×	⊙	⊙	
	01	×	×	×	×	×	⊙	⊙	
	02	×	×	×	×	×	⊙	⊙	


Caps with ⊙ are interchangeable with each other.

*1) Air consumption codes available for T-type adaptor are 005, 01, 02, 04, and 075.

*2) Air consumption codes available for CSP- and CSN-type adaptors are 005, 01, and 02 only.

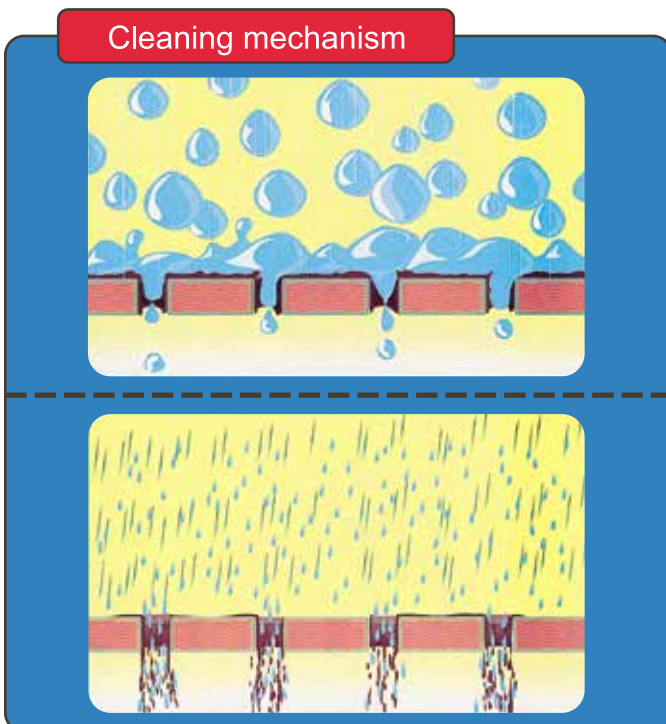
When changing an adaptor type of the existing CBIM nozzle between T, CSP, and CSN types, it is possible to continue to use the same spray tips and core, which are the common parts (the cap is not).

Common applications



- **Paper & Pulp:** Moisture control, spraying mold lubricant, preventing cardboard from curling
- **Plastics:** Spraying anti-electrostatic agent, coating
- **Iron & Steel:** Cooling metal sheets
- **Glass:** Coating and cooling glass sheets
- **Textile:** Moisture control of textile and fiber
- **Printing:** Moisture control of paper after dryer of web offset printing machine
- **Automotives:** Cooling carriages of automobile bodies on the painting lines after oven
- **Food:** Spraying egg yolk, oil, honey, and more

New cleaning method "Fog Cleaning"



- For precise cleaning in cleaning process of photo-processing products

In conventional cleaning methods, large droplets created by hydraulic nozzles are used and cannot clean within fine interstices.

By using air, pneumatic spray nozzles produce very fine droplets for "fog cleaning".

■ Features of Fog Cleaning

- ① Very fine droplets get into interstices and wash out dirt.
- ② Velocity of cleaning water has been remarkably improved due to compressed air blow, that contributes to maximizing spray impact.
- ③ Compressed air will blow off puddles on surfaces of objects, stopping chemical reactions, and thus, it will get better cleaning effects.